



Emergency Management



Staff Sergeant
Andrew Graham
Sergeant
Douglas Ritchie
Police Constable
Lisa Boon

Emergency
Management Unit

April 27, 2016

Deeds Speak





Presentation Overview

- Emergency Management Unit
- Emergency Management in York Region
- Business Continuity Management
- Critical Location Emergency Action Response Program (CLEAR)



Deeds Speak



Emergency Management Unit

- Support Services
 - Field Support Bureau
 - Major Incident Management
 - Emergency Management Unit
 - Emergency Management
 - Business Continuity





Emergency Management Unit Functions

- Emergency plans
- Emergency exercises
- Business Continuity





The Importance of Emergency Management

- Emergency frequency and complexity
- Stronger partnerships





Types of Emergencies

- Natural
- Man-made
- Technological





Emergency Management Phases





Unified Response

- Community Emergency Management Committee
- Emergency Management Inter-departmental Advisory Committee
- Ontario Association of Chiefs of Police Emergency Preparedness Committee

Emergency Management



Partnerships



Town of
East Gwillimbury



Town of
Whitchurch-Stouffville



TOWN OF
GEORGINA



VAUGHAN



Partnerships




Town of Whitchurch-Stouffville



TOWNSHIP OF KING



Town of Georgina





Partnerships



**CANADIAN
RED CROSS**



**Mackenzie
Health**



SOUTHLAKE
REGIONAL HEALTH CENTRE

Markville
A WORLD OF SHOPPING.



**VAUGHAN
MILLS**





Major Incident Support Centre

- Support for Site Command
- Live-time feeds





Deployable Resources


- Mobile response
- Logistical support





Emergency Planning

- Internal plans and procedures
- Police role in community plans



EMERGENCY MANAGEMENT
YORK REGION

THE REGIONAL MUNICIPALITY OF YORK

Emergency Plan

Seniors' Emergency Preparedness Checklists

A. Ready to Shelter in Place Checklist



Emergencies can sometimes make it unsafe for people to leave their homes for a brief or extended period of time.





Emergency Exercises

- Regional & municipal
- Critical infrastructure
- Community partners

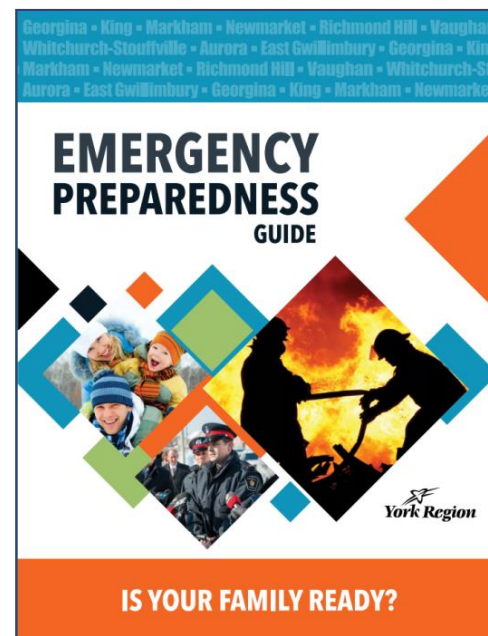




Personal Emergency Preparedness Events and Information

- Police Week Open House May 14, 2016
- Preparedness Week – May 2 to 5, 2016
- Event Fair – May 4, 2016

The best way to handle an emergency is to prepare for it before it happens.





Emergency Preparedness Resources

For additional information

Public Safety Canada

<https://www.publicsafety.gc.ca/index-eng.aspx>

Emergency Management Ontario

<http://www.emergencymanagementontario.ca>

York Regional Police www.yrp.ca

Region of York www.york.ca






Business Continuity Management

- Organizational resiliency
- Continuity of operations

VAUGHAN TORNADO
2009





Risk Management

- Focuses on protecting, people, buildings, data
- Assists in the mitigation of risk and exposures
- Prioritizes functional services
- Takes control of any interruptions





Method and Standards

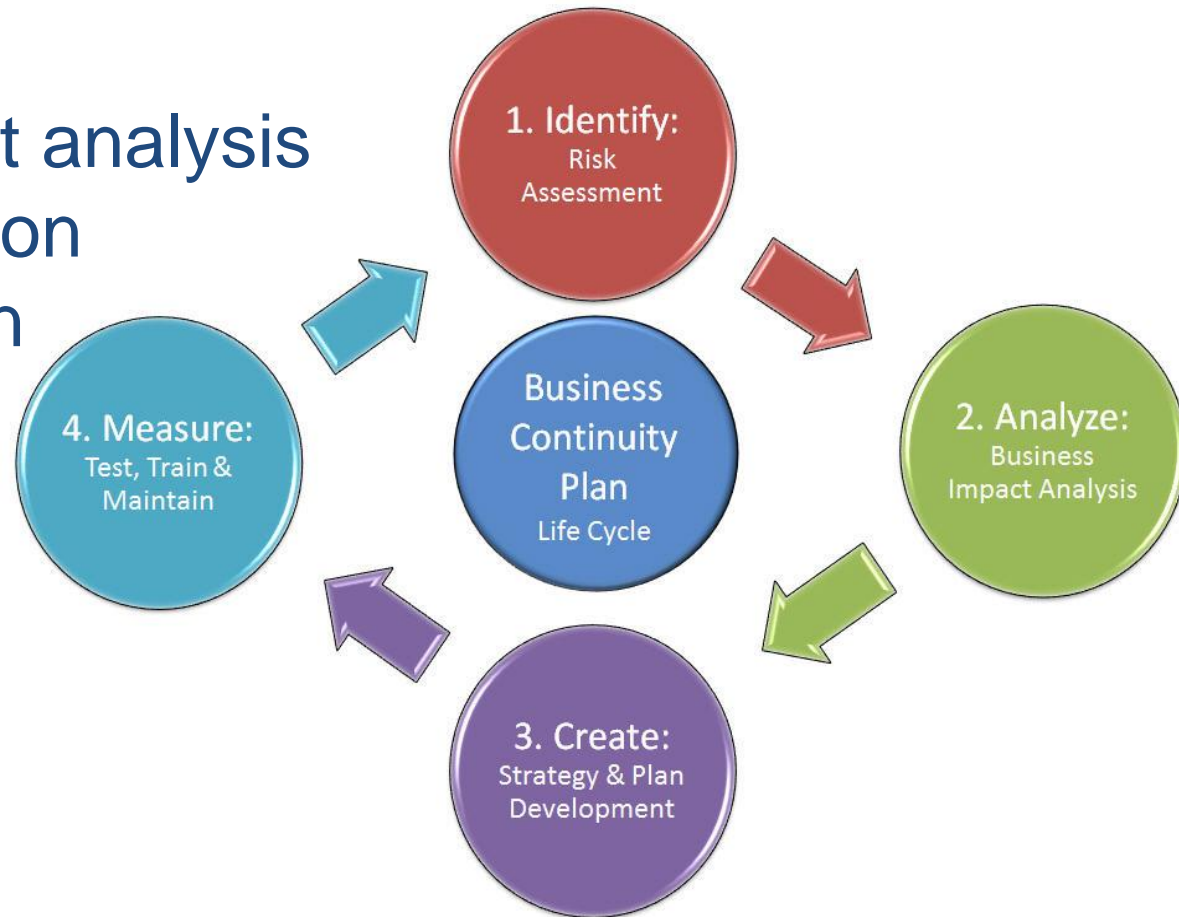
- NPF1600 (National Fire Protection)
- CSA Z1600 (Canadian Standards Association)
- ISO22301 (International Standards Association)





Business Continuity Management Model

- Risk evaluation
- Business impact analysis
- Strategy Selection
- Plan preparation
- Exercise & maintenance





Training and Expertise

- Associated Business Continuity Professionals designated with Disaster Recovery Institute
- Emergency Management Specialist hired
- Strong partnership with the Region of York Business Continuity Management
- Business Continuity program training for key YRP members

It is important to partner with experts in each field. It is a more efficient way to receive up to date and specialized information





C.L.E.A.R. Program

(Critical Location Emergency Action Response)

- Critical infrastructure data base
- Allows quick access to valuable information





Program Participant Sectors

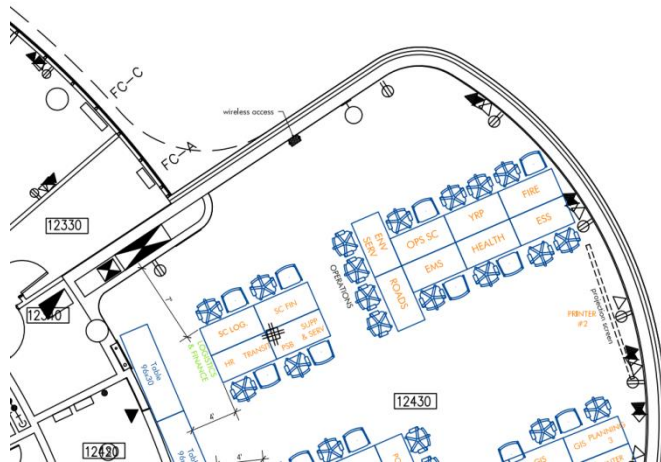
- Chemical
- Education
- Financial
- Firearms
- Government
- Health Services
- Places of worship
- Public venues
- Telecommunications
- Transportation
- Utilities





Data Collection

- Premise
- Primary contact
- Administration and facility
- Hazards on site
- Floor Plans



York Regional Police
CRITICAL LOCATION EMERGENCY ACTION RESPONSE
C.L.E.A.R.

SECTION 1 : PREMISE INFORMATION Revised Section [v]

Corporate Name [] Sector [v]
Address [] Street Type [v] Direction [v]
Unit/Suite [] Postal Code [] City/Town [v]
Main Phone Number [] Ext. [] Alternate Phone Number []
Office E-Mail []

NOTES:
[]

SECTION 2 : PRIMARY CONTACT INFORMATION Revised Section [v]

Title	Name	Phone	Ext.	Cell #	After Hours Contact #
[v]	[]	[]	[]	[]	[]
[v]	[]	[]	[]	[]	[]
[v]	[]	[]	[]	[]	[]
[v]	[]	[]	[]	[]	[]

SECTION 3 : ADMINISTRATIVE AND FACILITY INFORMATION Revised Section [v]

Building Occupancy [v] Total Floors in Building [v]
Elevator(s) Yes No Multi Unit Commercial Building Yes No
Public Address System Yes No Safe Room Yes No Occupied Floor(s) [1] [2] [3] [4] [5]
Lockdown Procedure Yes No Child Care Yes No Unoccupied Floor(s) [1] [2] [3] [4] [5]
Mechanical Room Yes No Floor Plans Yes No Floor Plans Attached Yes No
Underground Parking Yes No Evacuation/Staging [v] Staging Locations []

SECURITY CAMERAS AND ACCESS Revised Section [v]
Camera(s) on Site Yes No Camera Locations: [] Video Accessibility: []

HAZARDSONSITE Yes No Safety/Response Team: []

WHMIS 2015 applies to two major groups of hazards: physical, and health. Each hazard group includes hazard classes that have specific hazardous properties:
- Physical hazards group: based on the physical or chemical properties of the products - such as flammability, reactivity, or corrosivity to metals.
- Health hazards group: based on the ability of the product to cause a health effect - such as eye irritation, respiratory sensitization (may cause allergy or asthma symptoms or breathing difficulties if inhaled), or carcinogenicity (may cause cancer).¹

Physical Hazards Revised Section [v]

<input type="checkbox"/> Flammable gases	<input type="checkbox"/> Pyrophoric solids	<input type="checkbox"/> Oxidizing liquids
<input type="checkbox"/> Flammable aerosols	<input type="checkbox"/> Self-heating substances and mixtures	<input type="checkbox"/> Organic peroxides
<input type="checkbox"/> Oxidizing gases	<input type="checkbox"/> Substances and mixtures which, in contact with water, emit flammable gases	<input type="checkbox"/> Corrosive to metals
<input type="checkbox"/> Gases under pressure	<input type="checkbox"/> Pyrophoric liquids	<input type="checkbox"/> Oxidizing solids
<input type="checkbox"/> Flammable liquids	<input type="checkbox"/> Self-heating substances and mixtures	<input type="checkbox"/> Pyrophoric gases
<input type="checkbox"/> Flammable solids		<input type="checkbox"/> Physical hazards not otherwise classified
<input type="checkbox"/> Self-reactive substances and mixtures		

Health Hazards Revised Section [v]

<input type="checkbox"/> Acute toxicity	<input type="checkbox"/> Germ cell mutagenicity	<input type="checkbox"/> Biohazardous infectious materials
<input type="checkbox"/> Skin corrosion/irritation	<input type="checkbox"/> Carcinogenicity	<input type="checkbox"/> Specific target organ toxicity - single exposure
<input type="checkbox"/> Serious eye damage/eye irritation	<input type="checkbox"/> Reproductive Toxicity	<input type="checkbox"/> Specific target organ toxicity - repeated exposure
<input type="checkbox"/> Respiratory or skin sensitization	<input type="checkbox"/> Aspiration hazard	<input type="checkbox"/> Health hazards not otherwise classified

Date Submitted [] Submitted by []

[SUBMIT] [PRINT] [SAVE]

POLICE USE ONLY
District and Patrol Zone [1 District] [2 District] [3 District] [4 District] [5 District]

Reviewed by [] Date Reviewed []

1. Canadian Centre for Occupational Health and Safety



Access to Crucial Data

The screenshot displays the GeoDash application interface for York Regional Police. The top left corner features the York Regional Police logo and the text "GeoDash York Regional Police". A search bar is located in the top right corner. The main map area shows a residential neighborhood with several circular markers containing a dollar sign (\$). A popup window is open over one of these markers, displaying the following information:

- Organization: RBC (Royal Bank)
- Address: 9325 Yonge Street-Unit 26, Richmond Hill
- Contact: Tyco Integrated Security
- Phone Number: (905) 780-8100
- Datasheet: [see datasheet](#)


The interface includes a sidebar on the left with navigation controls (home, zoom in, zoom out) and a bottom toolbar with layer selection options: Streets (checked), Imagery, and Layers. The bottom right corner contains buttons for "Selected Layer CLEAR", "Type Financial Institutions", "Clear Filter", "Edit Filter", "Charting", "Cluster", and "Heatmap". The map sources are listed as Esri, DeLorme, NAVTEQ, USGS, NRCAN, METI, IPC, and TomTom.





Program Awareness

- Program Ambassadors
 - Uniform officers
 - Specialty units
 - YRP website
- External Partners
 - Municipal government
 - Local industry





What can you do to help?

- Submit floor plans for our records
- Update us of changes to your property
- Advise us of suspicious people/actions
 - people taking pictures of buildings and security
 - standing around without a reason



THIS IS YOUR TIME
...TO JOIN A TOP EMPLOYER

YORK REGIONAL POLICE

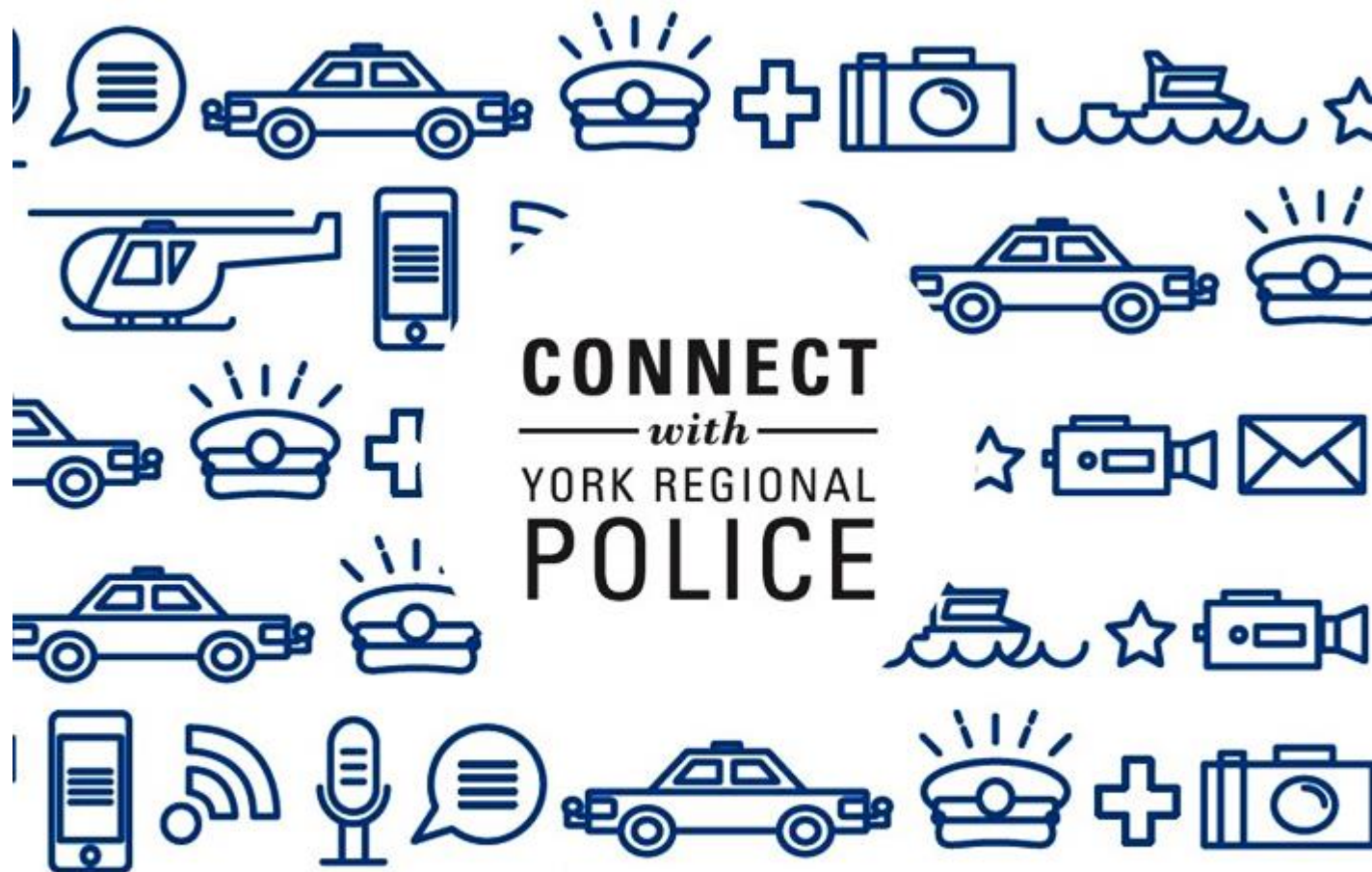




THANK YOU

Questions?





CONNECT
with
YORK REGIONAL
POLICE

Follow us on

